

PURE Molybdenum APL Arc-Cast Plate 3203 Low Carbon

Description of Product This specification covers rolled plate of carbon-deoxidized molybdenum produced from ingots consolidated by the HCST consumable electrode vacuum-arc-casting process.


Chemical Characteristics¹⁾ (Mass fraction in % [cg/g]; ppm [μ g/g])

The chemical composition of the sheet used to produce rolled plate shall conform to the following limits:

Mo(By Difference)	min.	99.97	%
O	max.	0.002	%
N	max.	0.002	%
Ni	max.	0.002	%
C	max.	0.010	%
Fe	max.	0.010	%
Si	max.	0.010	%

Structure Plate will be supplied in the stress-relieved condition unless otherwise requested.

Mechanical Properties Tensile test will be conducted at room temperature (65°F – 85°F) using a strain rate of 0.002 to 0.005 in/in/min through 0.6 % offset and 0.02 to 0.05 in/in/min to fracture. Tensile properties will be determined on specimens taken transverse to the final rolling direction. Test specimens will be prepared and tested according to ASTM Specification No. E-8, utilizing a gage length of 1 inch.



APL

1) Information on testing methods on request.

Number PD-7030
Issue 1-10/08/2021

Tensile properties shall meet the following minimum values:

Thickness (Inches)	Tensile Strength (psi Minimum)	Yield Strength (0.2 % Offset) (psi Minimum)	Elongation (% Minimum)
.1875 to .500	95.000	80.000	10
Over 0.500 to 1.000	85.000	70.000	2*
Over 1.000 to 1.500	75.000	60.000	1*

*Transverse elongation varies according to the amount of reduction and cross-rolling necessary to roll to the desired size in this thickness range. Typical elongation will exceed 5 % in most cases.

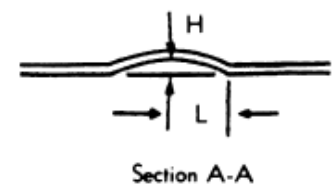
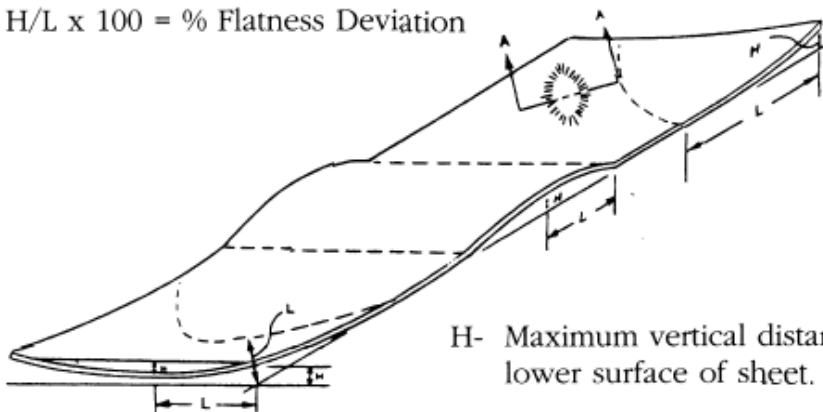
Dimensional Tolerances

Thickness (Inches)	Thickness Tolerance (% of Thickness)	Width Tolerance (Inches)	Length Tolerance (Inches)	Flatness Deviation (% Maximum)
.1875 to .500	± 4	+0.125 -0	+0.125 -0	3
Over .500 to 1.000	± 5	+0.125 -0	+0.125 -0	5
Over 1.000 to 1.500	± 5	+0.1875 -0	+0.1875 -0	6

Plate will be sheared, abrasive cut, band saw cut, or water jet cut to the tolerances shown.

The deviation from flatness is determined by the formula:

$$H/L \times 100 = \% \text{ Flatness Deviation}$$



H- Maximum vertical distance between flat surface and lower surface of sheet.

L- Minimum horizontal distance between highest point on sheet and point contact with flat surface.

Number PD-7030
Issue 1-10/08/2021

Surface Condition	The plate will be supplied with a matte finish. It will be of uniform quality, clean and free from foreign matter. Major surface defects will be removed by grinding provided that such conditioning does not reduce dimensions below specified limits.
Hazards identification in Advertising (Directive 67/548/EEC Article 26, Directive 1999/45/EC Article 13 and REGULATION (EC) No 1272/2008 Article 48)	none.
Identification	The material will be identified with appropriate specification number, ingot or lot number, and nominal size. Shipping containers will be marked with the name of the customer and the purchase order number.
Rejection	H.C. Starck must receive written notification of rejected material with the reason for rejection. The right is reserved to inspect rejected material at customer plant for claim validation. The material may be returned only after proper authorization.

H.C. Starck Inc.
1801 Tungsten Road
Euclid, OH 44117-1117 USA
Phone +1 (216) 692 3990